



# Friends of Children and Families, Inc

## 2007-2008 Annual Program Report



Friends of Children and Families, Inc. provides Head Start and Early Head Start services to children and families in Ada and Elmore Counties in Idaho. The cities served are Boise, Meridian, Eagle, Kuna, Garden City, Mountain Home, and Glens Ferry.

**Mission Statement:** Friends of Children and Families, Inc. is dedicated to serving families and their children by providing quality, comprehensive, family-centered early childhood services.

**Core Commitments:** Acceptance, Wellness, and Excellence

**Strategic Goals:**

*Education:* Investigate, communicate, and provide educational opportunities for staff, families, and the community to continually meet high quality standards.

*Partnerships:* Continually build new mutually beneficial relationships to assist in the provision of effective services.

*Integration:* Actively integrate services, processes, and relationships in order to meet the needs of community, staff, and families.

*Communication:* Communicate in a systematic and timely way with community, staff and families.

### **FCF Board of Directors**

- Jeff West – Chairperson
- Diane Cox – Vice Chair
- Connie Kniefel – Treasurer
- Shelly Smith – Secretary
- Zee Quintana – Member
- Virginia Wood - Member
- Denise Fisher - Member

### **Enrollment: Eligibility, Service and Unmet Service Needs for 2007-2008**

<i>County</i>	<i>Low-income Eligible</i>	<i>Federally Funded</i>	<i>TANF Funded</i>	<i>Low-income Served</i>	<i>Actual Enrollment</i>
Ada HS/EHS	2,280	336/44	13/0	349/44	413/59
Elmore	5665	58	13	71	84

Average monthly enrollment at Friends of Children and Families, Inc. in both Head Start and Early Head Start was 100%.

In total, FCF served 497 children in Head Start, and 59 children and 13 pregnant mothers in Early Head Start.



# Friends of Children and Families, Inc

## 2007-2008 Federal Review & Program Finances



**Date of last Federal Review:** 4/2/2006 – 4/7/2006

**Areas of Noncompliance Determination:** *1304.51 Management Systems and Procedures: (e) Communication among staff. Grantees must have mechanisms for regular communication among all program staff to facilitate quality outcomes for children and families.*

**Follow-up (11/1/2006) – Corrected**

**Donna Kahle, Program Specialist conducted a site visit and the following was determined:** FCF developed a mechanism for regular communication among staff. The communication system and administration of the program were completely reorganized to ensure quality outcomes for children and families. The designed a single communication and record-keeping system for families that received both Head Start and Early Head Start services.

**March 2007 - Office of Head Start sent a letter to FCF which stated the following:**

“Based on the information gathered during our review, it was determined that your Head Start and Early Head Start programs are in compliance with all Head Start Program Performance Standards and applicable laws, regulations, and policy requirements. Accordingly, no corrective action is required at this time.”

### Statement of Expenses December 31<sup>st</sup>, 2007

<u>Expenditures</u>	<u>Head Start/ Early Head Start Grants</u>	<u>TANF</u>	<u>USDA</u>	<u>Summer Food Program</u>	<u>Oral Health Care Grants</u>	<u>Board</u>	<u>Total</u>
Personnel	2,162,911	130,280	54,308	2,445			2,349,944
Fringe Benefits	562,445	25,009	20,419	427			608,300
Staff Development	39,399	5,258					44,657
Travel	75,094	300	511				75,905
Supplies	162,161	9,696	104,995	2,058		4,876	283,786
Contractual	40,165	900					41,065
Child Services	108,163	14,422			7,590		130,175
Parent Services	53,610	7,155					60,765
Prof. fees, Memberships	40,662	5,427					46,089
Facilities	80,385	19,644					100,029
Insurance	31,432	4,195					35,627
Interest Expense	66,622						66,622
Depreciation Expense	107,412						107,412
In-Kind Expenses	57,032						57,032
Other Expenses	2,712		194			2,815	5,721
<b>TOTAL Expenditures</b>	<b>3,590,205</b>	<b>222,286</b>	<b>180,427</b>	<b>4,930</b>	<b>7,590</b>	<b>7,691</b>	<b>4,013,129</b>

According to EideBailly, Fiscal Auditors, Friends of Children and Families, Inc. had an unqualified fiscal audit for 2007.

Friends of Children and Families, Inc. provides quality, comprehensive, family centered services to Ada and Elmore Counties in Idaho. This is made possible by a yearly grant provided by the Federal Government, state funds through Temporary Assistance for Needy Families (TANF), USDA meal reimbursement, grants through Ronald McDonald, Harris Foundation, Idaho Caring Foundation, Idaho Community Foundation, and the Idaho Children's Trust Fund (ICTF).

Head Start and Early Head Start Families and Community Volunteers generated the following non-federal match to federal grant dollars through volunteer time and donations: \$1,062,865 representing 113% of the required amount.



**Friends of Children and Families, Inc.  
Head Start and Early Head Start  
Facts and Figures for 2007 – 2008**



**FAMILY SERVICES & PARENT INVOLVEMENT**

The total actual number of families served in 2007 – 2008 was 533 (482 for Head Start and 51 for Early Head Start). Of those, 357 (67%) were two parent families, and 176 (33%) were one parent families.

413 families had at least one parent working and 17 families had a parent in school.

Friends of Children and Families served families that spoke 24 different languages:

Acholi	English	Kiswahili	Russian
Albanian	Farsi	Kirundi	Sign Language
Bantu	Faziri	Kurdish	Spanish
Bosnian	French	Maimai	Turkish
Bulgarian	Hindi	Portuguese	Uzbeki
		Romanian	Vietnamese

**Types of Services/Number of Families that utilized those services:**

Emergency/Crisis Intervention .....	241	Substance Abuse Prevention/Treatment .....	25
Housing Assistance .....	72	Child Abuse and Neglect .....	31
Transportation .....	28	Domestic Violence .....	24
Mental Health .....	81	Child Support Assistance .....	38
English as a Second Language .....	103	Health Education .....	533
Adult Education .....	91	Assistance to Families of Incarcerated Individual	30
Job Training .....	39	Parenting Education .....	533
		Marriage Education .....	18

**Number of Families that participated in Fatherhood Involvement Activities: 111**  
**Number of Families that volunteered and contributed In-kind to FCF: 453**

**HEALTH SERVICES**

The total actual number of children served in 2007 – 2008 was 556 (497 for Head Start and 59 for Early Head Start).

*Health Insurance:*

At enrollment, 466 (94%) Head Start children had insurance; and at the end of the school year, 489 (98%) Head Start children served had insurance.

At enrollment, 51 (86%) Early Head Start children had insurance; and at the end of the school year, 59 (100%) Early Head Start children served had insurance.

*Other Services:*

- 455 Head Start children (92%) received Physical Examinations
- 469 Head Start children (94%) received Dental Examinations
- 484 Head Start children (97%) up-to-date on immunizations
- 54 Early Head Start children (91%) were up-to-date on age appropriate medical screenings
- 13 Pregnant Mothers (100%) had prenatal and postpartum health care.



# Friends of Children and Families, Inc. Head Start and Early Head Start



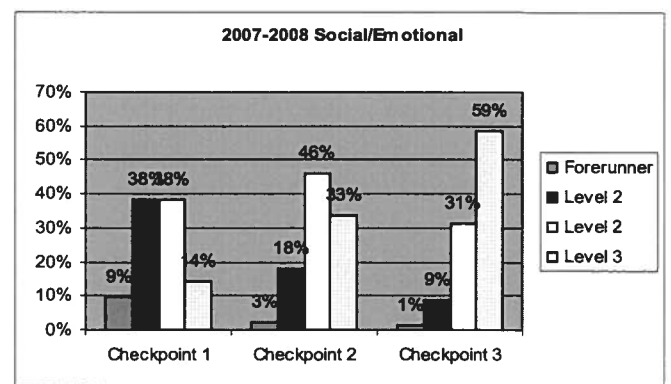
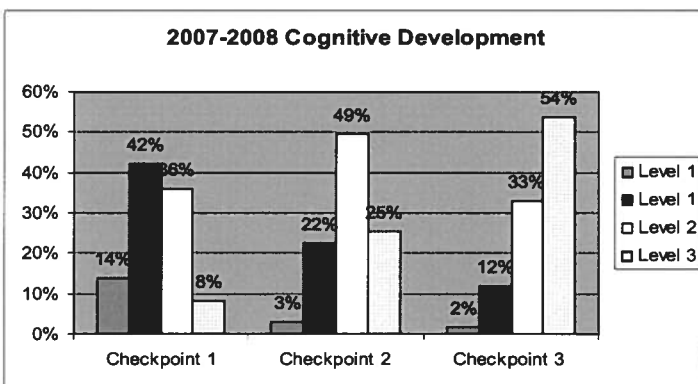
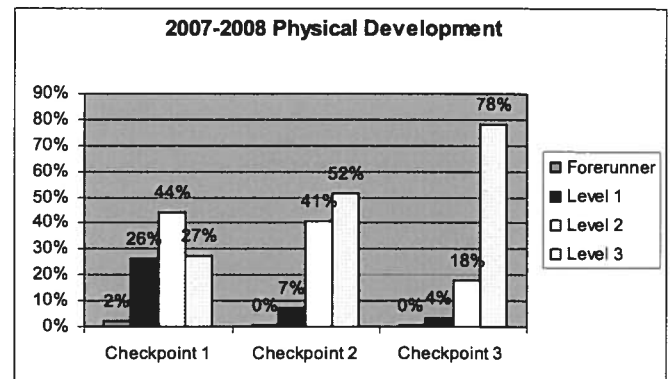
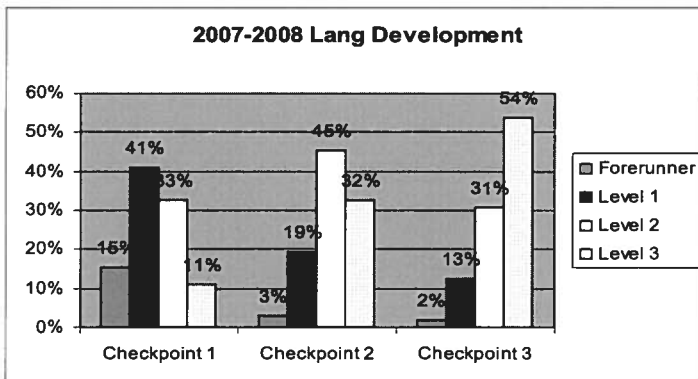
## Facts and Figures for 2007 – 2008

### CHILDREN SERVICES

At Friends of Children and Families, Inc. for Head Start we utilize **The Creative Curriculum Developmental Continuum** to measure growth and **Kindergarten preparedness** in children ages 3-5 in skill development; and for Early Head Start we utilize **The Ounce Scale**, to measure growth in children ages 0-3 in skill development.

Head Start teachers record observations throughout the year, and analyze where children are in Language Development, Cognitive Development, Social/Emotional Development, and Physical Development three times a year, November, February, and April. Children can be in four levels of development: Forerunner, Level 1, Level 2, and Level 3. Forerunner is the entry level and Level 3 is the highest level.

Below are graphs for the four areas that show where the children were in their development at each of the three checkpoints through out the year.



By analyzing this information throughout the year and at the end of the Head Start school year, Children Services was able to determine that all children had made significant gains in the following four areas: 96% in the area of Physical Development; 85% in the area of Language Development; 90% in the area of Social/Emotional Development; and 87% in the area of Cognitive Development.